



FOOD SERVICE




3313

1 Cell Tray, Sealable

O.D.: 3.375 x 3.375 x 1.500

I.D.: 2.250 x 2.250 x 1.500

Mat.: OPS, HIPS



3314

1 Cell Tray, Sealable

O.D.: 3.375 x 3.375 x 1.875

I.D.: 2.125 x 2.125 x 1.875

Mat.: OPS, HIPS, PETE, POLYPROP



3315

1 Cell Tray, Sealable

O.D.: 3.500 x 3.500 x 1.125

I.D.: 2.675 x 2.675 x 1.125

Mat.: OPS, HIPS



3316

1 Cell Tray, Sealable

O.D.: 3.500 x 3.500 x 1.500

I.D.: 2.500 x 2.500 x 1.500

Mat.: OPS, HIPS



3317

1 Cell Tray, Sealable

O.D.: 3.500 x 3.500 x 1.750

I.D.: 2.625 x 2.625 x 1.750

Mat.: OPS, HIPS, PETE



3333

1 Cell Tray, SL-33, Sealable

O.D.: 3.750 x 3.750 x 1.250

I.D.: 2.625 x 2.625 x 1.250

Mat.: OPS, HIPS, PETE



3335

1 Cell Tray, SL-33D, Sealable

O.D.: 3.750 x 3.750 x 1.750

I.D.: 2.625 x 2.625 x 1.750

Mat.: OPS, HIPS



3011

1 Cell Tray, Sealable

O.D.: 3.875 x 3.500 x 1.000

I.D.: 3.000 x 2.500 x 1.000

Mat.: OPS, HIPS



3012

1 Cell Tray, Sealable

O.D.: 3.875 x 3.500 x 1.500

I.D.: 2.875 x 2.500 x 1.500

Mat.: OPS, HIPS

Food Service



3440

1 Cell Tray, SL-41SM, Sealable

O.D.: 4.250 x 4.250 x 0.750

I.D.: 2.750 x 2.750 x 0.750

Mat.: OPS, HIPS, PETE



3441

1 Cell Tray, SL-41M, Sealable

O.D.: 4.250 x 4.250 x 1.250

I.D.: 2.625 x 2.625 x 1.250

Mat.: OPS, HIPS, PETE



3442

1 Cell Tray, SL-41DM, Sealable

O.D.: 4.250 x 4.250 x 1.750

I.D.: 2.500 x 2.500 x 1.500

Mat.: OPS, HIPS, PETE

Food Service



3461

1 Cell Tray, Sealable, Logo Tray Assortment

O.D.: 4.250 x 4.250 x 1.250

I.D.: 3.125 x 3.125 x 1.250

Mat.: PETE



3462

1 Cell Tray, Sealable, Logo Tray Assortment

O.D.: 4.250 x 4.250 x 1.625

I.D.: 3.250 x 3.250 x 1.625

Mat.: PETE



3550

1 Cell Tray, SL-51S, Sealable

O.D.: 4.625 x 4.625 x 1.250

I.D.: 3.250 x 3.250 x 1.250

Mat.: PETE



3551

1 Cell Tray, SL-51, Sealable

O.D.: 4.625 x 4.625 x 1.500

I.D.: 3.000 x 3.000 x 1.500

Mat.: PETE



3552

1 Cell Tray, SL-51D, Sealable

O.D.: 4.625 x 4.625 x 2.000

I.D.: 2.625 x 1.625 x 2.000

Mat.: PETE



3553

1 Cell Tray, SL-51, Sealable

O.D.: 4.625 x 4.625 x 1.500

I.D.: 3.625 x 3.625 x 1.500

Mat.: PETE



3040
1 Cell Tray

O.D.: 4.875 x 4.250 x 1.750
I.D.: 4.125 x 3.250 x 1.750
Mat.: OPS, HIPS, PETE



3045
1 Cell Tray, Sandwich Wedge Alt., Sealable

O.D.: 6.500 x 3.500 x 2.000
I.D.: 5.000 x 2.000 x 2.000
Mat.: OPS, HIPS



3351
1 Cell Tray, SL-1F, Sealable

O.D.: 6.500 x 5.000 x 1.500
I.D.: 5.250 x 3.750 x 1.500
Mat.: OPS, HIPS



3108
1 Cell Shallow Hot Tray, Sealable

O.D.: 6.500 x 5.000 x 1.500
I.D.: 5.875 x 4.500 x 1.500
Mat.: CPET



3610
1 Cell Tray, SL-1, Sealable

O.D.: 6.500 x 5.000 x 1.625
I.D.: 5.375 x 3.875 x 1.625
Mat.: OPS, HIPS, PETE



3110-c
1 Cell Tray, SL-1

O.D.: 6.500 x 5.000 x 1.625
I.D.: 5.500 x 4.000 x 1.500
Mat.: OPS, PETE



3310
1 Cell Tray, SL-1FD, Sealable

O.D.: 6.500 x 5.000 x 1.875
I.D.: 5.250 x 3.750 x 1.875
Mat.: OPS, PETE



3331
1 Cell Tray, SL-1FD, Sealable

O.D.: 6.500 x 5.000 x 2.000
I.D.: 5.000 x 3.500 x 2.000
Mat.: OPS, HIPS, PETE



3334
1 Cell Deep Hot Tray, Sealable

O.D.: 6.500 x 5.000 x 1.875
I.D.: 5.875 x 4.500 x 1.875
Mat.: CPET, PP

Food Service



3075
Dome Lid, Fits All 5 x 6.4375 Food Service Trays

O.D.: 6.750 x 5.325 x 1.000
I.D.: 6.000 x 4.500 x 1.000
Mat.: OPS, HIPS



3438
1 Cell Large Deep Tray, Sealable


O.D.: 8.375 x 6.500 x 2.000
I.D.: 7.875 x 5.500 x 1.875
Mat.: OPS, HIPS



3658
1 Cell Tray, Sealable

O.D.: 8.500 x 6.500 x 1.575
I.D.: 7.750 x 5.750 x 1.500
Mat.: OPS, HIPS, PETE

Food Service



82765
1 Cell Lid, Fits #3658, #3438, #3439, #3345

O.D.: 8.875 x 6.875 x 0.625
I.D.: 8.000 x 6.000 x 0.625
Mat.: PET



3391
1 Cell Tray, SL-1L, Sealable

O.D.: 8.750 x 6.375 x 2.000
I.D.: 7.375 x 4.500 x 2.000
Mat.: OPS, HIPS, PETE



3396
1 Cell Tray, SL-1XL, Sealable

O.D.: 9.875 x 6.625 x 2.125
I.D.: 8.875 x 5.000 x 2.000
Mat.: OPS, HIPS



3356
2 Cell Hot Dog Style Tray, Sealable

O.D.: 6.500 x 5.000 x 1.875
I.D.: 5.875 x 2.375 x 1.750
5.875 x 2.000
Mat.: PETE, CPET



3046
2 Cell Snack Pack Tray, Sealable

O.D.: 6.500 x 3.500 x 1.125
I.D.: 4.000 x 2.325 x 1.125
0.875 x 2.125
Mat.: OPS, HIPS



3109
2 Cell Deep Hamburger Style Tray, Sealable

O.D.: 6.500 x 5.000 x 2.000
I.D.: 3.000 x 3.875 x 1.750
1.500 x 3.875
Mat.: PETE, CPET



3124
2 Cell Hamburger Style Tray,
Sealable

O.D.: 6.500 x 5.000 x 1.500
I.D.: 3.000 x 3.875 x 1.500
1.500 x 3.875

Mat.: OPS, HIPS



3220-c
2 Cell Tray, SL-2

O.D.: 6.500 x 5.000 x 1.375
I.D.: 3.750 x 2.200 x 1.375
2.250 x 1.375

Mat.: OPS, HIPS, PETE



3228
2 Cell Hamburger Style Tray,
Sealable

O.D.: 6.500 x 5.000 x 1.500
I.D.: 2.750 x 3.750 x 1.500
3.750

Mat.: HIPS, CPET, PP



3332
2 Cell Tray, SL-2N, Sealable

O.D.: 6.500 x 6.250 x 1.875
I.D.: 5.000 x 2.500 x 1.875
1.875 x 1.250

Mat.: OPS, HIPS



3352
2 Cell Hot Dog Style Tray, Sealable

O.D.: 6.500 x 5.000 x 1.500
I.D.: 5.500 x 2.125 x 1.500
5.500 x 1.125

Mat.: OPS, HIPS



3354
2 Cell Hot Dog Style Tray, Sealable

O.D.: 6.500 x 5.000 x 1.500
I.D.: 5.875 x 2.500 x 1.375
5.875 x 2.000

Mat.: CPET, POLYPROP



3355
2 Cell Hot Dog Style Tray, Sealable

O.D.: 6.500 x 5.000 x 1.875
I.D.: 4.875 x 1.125 x 1.875
4.750 x 1.000

Mat.: OPS, HIPS



3422
2 Cell Tray, SL-2 Nacho, Sealable

O.D.: 6.500 x 5.000 x 1.625
I.D.: 5.250 x 3.875 x 1.625
2.500 x 1.625

Mat.: OPS, HIPS



3472
2 Cell Tray, Sealable

O.D.: 6.500 x 5.000 x 1.875
I.D.: 5.000 x 3.875 x 1.875
2.000 x 1.500

Mat.: OPS, HIPS

Food Service



3620

2 Cell Tray, SL-2, Sealable

O.D.: 6.500 x 5.000 x 1.625
I.D.: 5.125 x 3.750 x 1.625
2.000 x 1.500

Mat.: OPS, HIPS, PETE




3820

2 Cell Tray, SL-2FD, Sealable

O.D.: 6.500 x 5.000 x 1.875
I.D.: 6.000 x 4.500 x 1.750
2.875 x 2.125

Mat.: OPS, HIPS, PETE



3362

2 Cell Tray, SL-2M, Sealable

O.D.: 7.125 x 5.125 x 1.875
I.D.: 4.000 x 4.000 x 1.875
1.325 x 4.000

Mat.: OPS, HIPS

Food Service



3398

2 Cell Tray, SL-2L

O.D.: 8.375 x 6.500 x 2.000
I.D.: 7.750 x 2.500 x 1.625
5.000 x 5.500
2.000 x 2.500

Mat.: PETE



3439

2 Cell Large Deep Tray, Sealable

O.D.: 8.375 x 6.500 x 2.000
I.D.: 7.875 x 5.500 x 2.000
2.750 x 2.750

Mat.: OPS, HIPS




3397

2 Cell Tray, SL-2XL, Sealable

O.D.: 9.875 x 6.625 x 2.500
I.D.: 4.875 x 4.750 x 2.500
2.000 x 4.750

Mat.: OPS, HIPS



3230-c

3 Cell Tray, SL-3

O.D.: 6.500 x 5.000 x 1.375
I.D.: 5.375 x 1.375 x 1.125
2.375 x 1.875
2.375 x 1.875

Mat.: OPS, PETE



3330

3 Cell Tray, SL-3FD, Sealable

O.D.: 6.500 x 5.000 x 2.000
I.D.: 6.000 x 2.375 x 1.875
2.875 x 2.125

Mat.: OPS, HIPS



3360

3 Cell Tray, Sealable

O.D.: 6.500 x 5.000 x 1.500
I.D.: 4.000 x 2.500 x 1.500
3.250 x 1.625
2.250 x 1.500

Mat.: OPS, HIPS



3363
3 Cell Tray, SL-3N Lunchables, Sealable

O.D.: 6.500 x 5.000 x 1.500
I.D.: 4.000 x 2.500 x 1.500
 3.375 x 1.625
 2.375 x 1.625

Mat.: OPS, HIPS



3470
3 Cell Tray

O.D.: 6.500 x 5.000 x 1.500
I.D.: 2.375 x 3.875 x 1.500
 2.375 x 1.625
 2.375 x 1.625

Mat.: OPS, HIPS, PETE



3473
3 Cell Tray, Sealable

O.D.: 6.500 x 5.000 x 1.875
I.D.: 2.375 x 4.000 x 1.750
 2.375 x 1.625
 2.375 x 1.625

Mat.: OPS, HIPS



3630
3 Cell Tray, SL-3, Sealable

O.D.: 6.500 x 5.000 x 1.625
I.D.: 5.125 x 1.500 x 1.625
 2.125 x 1.500
 2.125 x 1.500

Mat.: OPS, HIPS



3830
3 Cell Tray, SL-3FD, Sealable

O.D.: 6.500 x 5.000 x 1.875
I.D.: 6.000 x 2.375 x 1.750
 2.875 x 2.125

Mat.: OPS, HIPS, PETE



3050
3 Cell Tray

O.D.: 8.250 x 6.250 x 1.500
I.D.: 5.125 x 3.500 x 1.500
 2.875 x 2.625
 2.875 x 1.625

Mat.: OPS, HIPS



3345
3 Cell Tray, Sealable

O.D.: 8.375 x 6.500 x 2.000
I.D.: 5.500 x 4.250 x 2.000
 2.875 x 2.750
 2.750 x 2.000

Mat.: OPS, HIPS



3383
3 Cell Tray, SL-3L

O.D.: 8.375 x 6.500 x 2.125
I.D.: 5.500 x 4.875 x 2.125
 2.375 x 1.875
 2.375 x 1.875

Mat.: OPS, HIPS



3399
3 Cell Tray, SL-3L

O.D.: 8.375 x 6.500 x 1.500
I.D.: 5.000 x 5.625 x 1.500
 2.000 x 2.500
 2.000 x 2.500

Mat.: OPS, HIPS

Food Service



3344

3 Cell Hot Tray, Sealable

O.D.: 8.500 x 6.500 x 2.000

I.D.: 4.500 x 5.250 x 2.000

2.000 x 2.250

2.000 x 2.250

Mat.: CPET



3343

3 Cell Tray, Sealable

O.D.: 8.750 x 6.375 x 2.000

I.D.: 5.125 x 3.875 x 2.000

2.625 x 1.500

2.500 x 2.500

Mat.: OPS, HIPS



3393

3 Cell Tray, SL3L, Sealable

O.D.: 8.750 x 6.375 x 2.000


I.D.: 5.375 x 3.875 x 2.000

3.000 x 2.375

3.000 x 2.375

Mat.: OPS, HIPS

Food Service



3394

3 Cell Tray Round Bottom Cavities, SL-3LM, Sealable

O.D.: 8.750 x 6.375 x 2.000

I.D.: 5.125 x 3.750 x 2.000

2.750 x 2.000

2.750 x 2.000

Mat.: OPS, HIPS, PETE



3395

3 Cell Tray, SL-3LP, Sealable

O.D.: 8.875 x 6.375 x 2.250

I.D.: 4.875 x 3.000 x 2.000

4.375 x 1.875

3.125 x 1.875

Mat.: PETE



3726

1 Cell Tray, Airline Pop-Out

O.D.: 6.000 x 6.000 x 1.750

I.D.: 4.375 x 4.375 x 1.625

Mat.: OPS, HIPS



3723

1 Cell Tray, Airline Pop-Out

O.D.: 6.250 x 4.000 x 1.125

I.D.: 5.000 x 2.875 x 1.125

Mat.: OPS, HIPS



3728

1 Cell Tray, Airline Pop-Out

O.D.: 6.250 x 6.250 x 1.250

I.D.: 5.625 x 5.625 x 1.250

Mat.: OPS, HIPS



3850

1 Cell Tray, Airline Pop-Out

O.D.: 6.750 x 4.500 x 1.500

I.D.: 5.500 x 3.250 x 1.500

Mat.: OPS, HIPS



3727

1 Cell Tray, Airline Pop-Out

O.D.: 7.000 x 5.625 x 1.500

I.D.: 5.625 x 4.125 x 1.500

Mat.: OPS, HIPS



3725

1 Cell Tray, Airline Pop-Out

O.D.: 7.250 x 5.000 x 1.625

I.D.: 6.500 x 3.625 x 1.625

Mat.: OPS, HIPS



3721

1 Cell Tray, Airline Pop-Out

O.D.: 7.375 x 4.250 x 1.625

I.D.: 6.625 x 3.500 x 1.250

Mat.: OPS, HIPS



3724

1 Cell Tray, Airline Pop-Out

O.D.: 7.625 x 6.500 x 1.000

I.D.: 5.625 x 3.500 x 1.000

Mat.: OPS, HIPS



3991

1 Cell Tray

O.D.: 3.625 x 3.625 x 1.500

I.D.: 2.500 x 2.500 x 1.500

Mat.: OPS, HIPS



5050

1 Cell Tray

O.D.: 7.625 x 4.750 x 0.750

I.D.: 6.500 x 3.500 x 0.750

Mat.: OPS, HIPS



87611

1 Cell Tray

O.D.: 8.375 x 6.375 x 2.125

I.D.: 7.500 x 4.625 x 2.000

Mat.: OPS, HIPS



86569

1 Cell Tray

O.D.: 9.000 x 7.000 x 1.250

I.D.: 7.250 x 5.750 x 1.250

Mat.: OPS, HIPS



82030


1 Cell Tray

O.D.: 9.750 x 6.500 x 2.250

I.D.: 8.875 x 5.625 x 2.250

Mat.: OPS

Food Service




85370

1 Cell Tray Sealable

O.D.: 12.625 x 10.250 x 2.625

I.D.: 11.500 x 9.000 x 2.500

Mat.: OPS, HIPS



5075

1 Cell Tray

O.D.: 15.750 x 9.125 x 0.750

I.D.: 15.000 x 8.500 x 0.625

Mat.: OPS, HIPS



88809

3 Cell Tray

O.D.: 8.750 x 6.810 x 1.000

I.D.: 2.125 x 5.625 x 1.000

Mat.: Polypropylene

Food Service



86566

6 Cell Tray

O.D.: 12.750 x 12.000 x 1.500

I.D.: 5.750 x 3.500 x 1.500

Mat.: OPS, HIPS



3405

6 Cell Tray

O.D.: 13.000 x 8.500 x 1.375

I.D.: 6.000 x 2.250 x 1.375

Mat.: OPS, HIPS



86567

9 Cell Tray

O.D.: 12.750 x 12.000 x 1.500

I.D.: 3.500 x 3.375 x 1.500

Mat.: OPS, HIPS



86568

9 Cell Tray

O.D.: 12.750 x 12.000 x 1.500

I.D.: 3.750 x 3.500 x 1.500

Mat.: OPS, HIPS



3005

12 Cell Tray

O.D.: 10.75 x 8.25 x 1.50

I.D.: 1.14 x 1.14 x 1.47

Mat.: OPS, HIPS



87429

20 Cell Tray

O.D.: 12.500 x 10.000 x 2.000

I.D.: 1.500 x 1.500 x 2.000

Mat.: OPS, HIPS




5400

12" Catering Dome Lid

O.D.: 12.000 x 12.000 x 3.000

I.D.: 10.500 x 10.500 x 3.000

Mat.: OPS, PETE



5401

12" Catering Platter

O.D.: 12.000 x 12.000 x 1.000

I.D.: n/a

Mat.: OPS




5402

16" Catering Dome Lid

O.D.: 16.000 x 16.000 x 3.320

I.D.: 14.750 x 14.750 x 3.250

Mat.: OPS, PETE



5403

16" Catering Platter

O.D.: 16.000 x 16.000 x 1.000

I.D.: n/a

Mat.: OPS



5404

18" Catering Dome Lid

O.D.: 18.000 x 18.000 x 3.650

I.D.: 17.340 x 17.340 x 3.600

Mat.: OPS, PETE



5405

18" Catering Platter

O.D.: 18.000 x 18.000 x 1.000

I.D.: n/a

Mat.: OPS

Food Service